





Home Learning Overview - 27th April – 8th May

Year Group: Nursery

Below is a suggest planner to help you structure your child's day, these are just suggestions and not compulsory.







- Please ensure your child is reading daily for 10mins, there are some great books online at: <https://home.oxfordowl.co.uk/>

	Activity 1	Activity 2	Activity 3
Day 1	Task 1 Cut out a circle, square, triangle, rectangle and stick it on a piece of paper. Can you name all shapes? Can you find some similar shapes in your house?	Task 1 Tell the grown up your favourite story. What is the best part of the story? Can you find a different ending of the story?	Task 1 Purple Mash Activity  2Dos Can you draw a picture of your face? Add detailed features like eyes, nose, mouth, eyebrows, ears etc
Day 2	Task 2 I am special..... Can you talk about what makes you special? What are you good at? What are your favourite things? What do you enjoy doing? With an adult's help- draw some of these things around a picture of you or make a scrap book with pictures/drawings of things to do with you.	Task 2 Find a small ball and a bucket. Can you get the ball into the bucket 3 and then 5 times in a row?	Task 2 Purple Mash Activity  2Dos Can you draw your body? Make sure you include: head, arms, legs, hands, feet



Home Learning Overview - 27th April – 8th May



Year Group: Nursery

<p>Day 3</p>	<p>Task 3</p> <p>Sing your favourite Nursery Rhymes Can you learn 5 Little Men in a flying Saucer?</p> <div data-bbox="479 395 898 1013" style="border: 2px solid green; padding: 10px;"><p style="text-align: center;">Five Little Men in a Flying Saucer</p><p>Five little men in a flying saucer, Flew round the earth one day. They looked left and right, But they didn't like the sight So one man flew away.</p><p style="text-align: right; font-size: 2em;">5</p><p>Four little men in a flying saucer, Flew round the earth one day. They looked left and right, But they didn't like the sight So one man flew away.</p><p style="text-align: right; font-size: 2em;">4</p><p>Three little men in a flying saucer, Flew round the earth one day. They looked left and right, But they didn't like the sight So one man flew away.</p><p style="text-align: right; font-size: 2em;">3</p><p>Two little men in a flying saucer, Flew round the earth one day. They looked left and right, But they didn't like the sight So one man flew away.</p><p style="text-align: right; font-size: 2em;">2</p><p>One little man in a flying saucer, Flew round the earth one day. He looked left and right, But he didn't like the sight So one man flew away.</p><p style="text-align: right; font-size: 2em;">1</p><p style="font-size: 0.8em;">© Copyright 2010, www.sparklebox.co.uk</p></div>	<p>Task 3</p> <p>Make a fun noisy lunch in the kitchen, talking and copying the sounds that you hear.</p> <ul style="list-style-type: none">• Listen to the sounds in the kitchen• Talk about the sounds of different kitchen utensils and equipment• Take turns to talk about different sounds that you make as you eat (Chewing, slurping, munching, crunching)• Guess the sound (Pick a noisy utensil, tell your child to close their eyes, make the noise and ask them to make a guess)	<p>Task 3</p> <p>Purple Mash Activity</p> <div data-bbox="1556 343 1646 438" style="border: 1px solid red; padding: 5px; text-align: center;"> 2Dos</div> <p>Can you draw your family?</p>
---------------------	--	---	---



Home Learning Overview - 27th April – 8th May

Year Group: Nursery


Day 4	Task 4 Play a turn taking game of your choice with a grown up or a brother or sister.	Task 4 <ul style="list-style-type: none">• Button up a t-shirt that you have put on a teddy	Task 4 Purple Mash Activity  2Dos How are you feeling today? Draw your mood.
Day 5	Task 5 Can you place your favourite toy inside a cup/on the table/under the chair?	Task 5 I know my numbers.... Play hunt the numbers. Get your adult to hide numbers on bits of paper around the house. Look out for the numbers. When you find one... Tell the adult which number it is. Can you do an action for that number e.g. 5 – 5 claps 7- 7 pats. Have a go at writing or tracing over the number. Did you find them all?	Task 5 Purple Mash Activity  2Dos Can you show 4 different feelings on your faces?



Home Learning Overview - 27th April – 8th May

Year Group: Nursery

- There are some lovely books to share with your child online at: <https://home.oxfordowl.co.uk/>

	Activity 1	Activity 2	Activity 3
Day 6	<p>Task 6 Name 3 healthy foods that you have had for dinner this week. Draw a picture of it.</p>	<p>Task 6 Hope you are listening to your mummies and daddies, Read the Hungry Caterpillar or go on to you tube to watch the story https://youtu.be/75NQK-Sm1YY</p>	<p>Task 6 Purple Mash Activity</p>  <p>2Dos</p> <p>Explore sounds... have a look at this link. Play the instruments. What are they called? What kind of sound do they make? Loud or quiet? Jangly? Which is your favourite?</p>
Day 7	<p>Task 7 Start with a warm up- can you do 10 jumps? Can you do 10 hops on each leg? Using a ball, practise throwing and catching with a family member. How many times can you catch it without dropping it?</p>	<p>Task 7 I can make things.... Make a butterfly picture.</p> <ul style="list-style-type: none"> • Fold paper in half • Draw an outline of half a butterfly (adults can help) Cut and add colour (with paints or crayons) Or you could use a plate to make a butterfly. 	<p>Task 7 Crayon rubbings Can you explore textures in your house? Using paper and crayons on pencils, hold the paper over different things then rub over it with the crayon. What can you see? Try a different thing/ object to rub on? Does it look the same? How has it changed? You could try tree trunks, chairs, the floor, tyres, clothes, tiles.</p>





Home Learning Overview - 27th April – 8th May

Year Group: Nursery

Day 8	Task 8 I am good at listening and remembering... <i>Memory games</i> Play the tray game Hide objects under a tea towel. Start with 4 objects then build up. Together look at the objects, name them. Hide them Take away one. Can you work out which has gone missing?	Task 8 Use sticks, leaves or stones to make all the letters in your name	Task 8 Play some music on your phone/TV/Tablet. Can you make up a dance with a family member? If you are feeling brave maybe you can perform it to the rest of the family.
Day 9	Task 9 Play the shopping game. Start with "I went to the shops and bought a ... say an item, then the next persons say the same but adds their own item and you build up. This really helps listening skills and can be played anywhere. Person 1: "I went to the shops and I bought a lemon..."	Task 9 I can retell a story.... I can talk about my preferences... Using the story of the Hungry Caterpillar can you act out the story? Start all curled up like an egg and hatch out. Then munch through some food. Then wrap up in a blanket like a cocoon and have a nap. After that, emerge as a lovely butterfly flapping your wings. Get your adults to act it out with you. Tell them what you want them to do! What's your	Task 9 Playdough recipe You will need <ul style="list-style-type: none">• 8 tbsp plain flour• 2 tbsp table salt• 60ml warm water• food colouring



Home Learning Overview - 27th April – 8th May
















Year Group: Nursery

	<p>Person 2: "I went to the shops and I bought a lemon, and a lollipop"</p>	<p>favourite part – is it being a cocoon? Or was it being a beautiful butterfly?</p>	<ul style="list-style-type: none">• 1 tbsp vegetable oil <p>Method</p> <ol style="list-style-type: none">1. Mix the flour and salt in a large bowl. In a separate bowl mix together the water, a few drops of food colouring and the oil.2. Pour the coloured water into the flour mix and bring together with a spoon.3. Dust a work surface with a little flour and turn out the dough. Knead together for a few minutes to form a smooth, pliable dough. If you want a more intense colour you can work in a few extra drops of food colouring.4. Store in a plastic sandwich bag (squeeze out the air) in the fridge to keep it fresh. You can make a batch of colours and give away as kids' party bag favours or hold a playdough party for your child's next birthday. <p>Watch our step-by-step video to see how simple this recipe is: https://www.bbcgoodfood.com/howto/guide/playdough-recipe</p>
--	---	--	--



Home Learning Overview - 27th April – 8th May

Year Group: Nursery

<p>Day 10</p>	<p>Task 10</p> <p>Make a fun game searching out the following items around the house:</p> <ul style="list-style-type: none">• What is the smallest thing you can find around the house?• What is the biggest object you can find?• What is the oldest thing you can find?• What is the funniest looking item you can find?	<p>Task 10</p> <p>Think about the food the caterpillar eats in the story... Did the caterpillar eat anything healthy? Using the pictures in the story choose which foods the caterpillar ate that was good for him. Do you like those foods too?</p>  <p>On Monday he ate through one apple. But he was still hungry.</p>  <p>On Tuesday he ate through two pears. But he was still hungry.</p>  <p>On Wednesday he ate through three plums, but he was still hungry.</p>  <p>On Thursday he ate through four strawberries, but he was still hungry.</p>  <p>On Friday he ate through five oranges, but he was still hungry.</p>  <p>one piece of chocolate cake,</p>  <p>one ice cream cone,</p>  <p>one pickle,</p>  <p>one slice of Swiss Cheese,</p>  <p>one slice of salami,</p>  <p>one lollipop,</p>  <p>one piece of cherry pie,</p>  <p>one sausage,</p>  <p>one cupcake,</p>  <p>and one slice of watermelon</p>	<p>Task 10</p> <p>Using your playdough, can you make a cocoon, caterpillar or a butterfly.</p>
----------------------	--	--	---