

Supporting your child with spelling difficulties at home

Which words does your child need to learn to spell?

Try the first 100 high frequency words

<https://www.highfrequencywords.org/hfw100fp.pdf>

Look at the spelling lists in the National Curriculum English - Spelling Appendix

https://assets.publishing.service.gov.uk/government/uploads/system/uploads/attachment_data/file/239784/English_Appendix_1_-_Spelling.pdf

Practise spelling words in lots of different ways:

Say the **letter names** if the word is irregular e.g. **said**

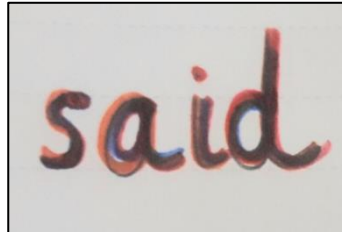
Say the **sounds or syllables** if the word is a regular phonic word e.g. **boat** is **b-oa-t** or **fan/tas/tic**

1. Look at the word, read it and identify the tricky part.

said

2. Rainbow write:

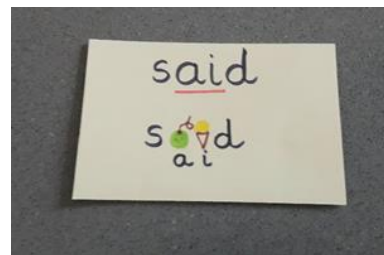
First write the word in pencil. Then trace over the word three times in colour pencil or felt pen.



3. Take a picture of the word in your head. Write the word in the air.



4. Make letters or parts of the word into a picture to help you remember it e.g. in 'said' turning the 'a' into an apple and the 'i' into an ice-cream.



5. Draw around the shape of the word in different colours.



6. Fill in the missing letters

- a i d
- - i d
- - - d
- - - -

Try out these websites and apps:

For a whole printable spelling pack you can print off:

SNIP Spelling (Written by specialist teachers - there are 4 levels of programmes available **free** to print off and use).

http://www.snip-newsletter.co.uk/pdfs/downloads/literacy_programme_1.pdf

An example of one of the activities:

Put in the missing letters and write the word at the end

see s _ e , _ e e , s e _ , _ e _

went w _ n t , w e _ t , w e _ t , _ e n _


the t _ e , t h _ , _ h e , t _ e , _ h e

SqueeblesSP- app for IPAD or Android which cost approximately £2.99.



You can make tests for your child, if you know the spellings they are working on or access ready-made tests. Use the same word test daily for a week. Different words can be worked on the following week.

SqueeblesWS - an app for IPAD or Android which costs approximately £3.50



You can make personalised word searches very quickly and easily using the spellings your child is learning. Alternatively use the ready-made ones on the app.

BBC Bitesize Crystal Explorers: KS2

<https://www.bbc.co.uk/bitesize/topics/zkbf4j/articles/zbm8scw>



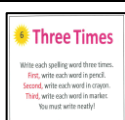
Play an intrepid explorer on an adventure through five fantastic maze worlds. Collect the crystal shards as you go, unlocking the challenges and using your knowledge of grammar, punctuation and spelling to solve the fiendish puzzles.



www.worksheet.genius.com/english_worksheets -create free spelling activity worksheets using your child's target spellings e.g. Anagrams, Look-Cover-Write-Check, Word search or Sentence Building.



www.phonicsplay.co.uk - currently free to all users during school closure period without a subscription. Offers lots of phonic games across Phases 1-6, printable worksheets and advice to parents about phonics. To support spelling specifically, choose the segmenting games.



<https://www.stmichaelspenkridgeschool.co.uk/assets/Uploads/Making-Spellings-Memorable.pdf>

Printable cards with more ideas of how pupils can overlearn spellings - use to make spelling practice into a game eg select 6 of the cards and child rolls a dice to decide which spelling activity to use.