


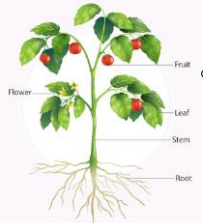




Year 1 Spring Term Curriculum Plan 1

English	Maths	Science	PSHE and RSE (Jigsaw)
<p style="text-align: center;"><u>The Three Little Pigs, Goldilocks and the Three Bears and Recount</u></p> <div style="display: flex; justify-content: space-around;">   </div> <p><u>The children will learn:</u></p> <ul style="list-style-type: none"> • story structure & rhymes • stories including typical story language features • Join in with predictable phrases • Anticipate key events in the story • Explore and recall events from the story in order • Comments on things that interest them, link text content to own life experiences • Orally say simple sentence writing based on learned story • Write simple sentences based on a learned story • Identify the beginning, middle and end of a story • Begins to make simple inferences with support • Show empathy with a character from a story • Begins to link traditional tales with other stories read • Joining sentences together using 'and' • Use the suffixes -s/-es , -ed and -ing where no change is needed in the spelling of the root word • Begin to use exclamation marks and question marks 	<p style="text-align: center;"><u>Herts For Learning Essential Maths teaching Sequence</u></p>  <p><u>The children will learn:</u></p> <ul style="list-style-type: none"> • About measuring and use comparing language • About time including days of the week and months of the year • About place value • To use all operation to calculate using numbers to twenty focusing on strategy of 'Think10' • About the value of money • About multiplication through counting up in 2s, 5s and 10s • About Measuring using non-standard units and introducing standard units 	<p style="text-align: center;"><u>Plants</u></p> <div style="display: flex; justify-content: space-around;">   </div> <p><u>The children will learn:</u></p> <p><u>Seasonal Change</u></p> <ul style="list-style-type: none"> • Identify and describe the changes in weather and seasons of winter and spring <p><u>Plants</u></p> <ul style="list-style-type: none"> • to identify and name a variety of common wild and garden plants, including deciduous and evergreen trees • To identify and describe the basic structure of a variety of common flowering plants, including trees <p><i>Working Scientifically:</i></p> <ul style="list-style-type: none"> • Observe a flowering plant and vegetable grow over time 	<p style="text-align: center;"><u>Jigsaw Scheme</u></p> <p style="text-align: center;">Dreams and Goals and Changing Me</p>  <p><u>The children will learn:</u></p> <ul style="list-style-type: none"> • to set simple goals • to set a goal and work out how to achieve it • to understand how to work well with a partner • to understand that tackling a new challenge might stretch learning • to identify obstacles which make it more difficult to achieve a challenge and can work out how to overcome them • to talk about the feelings after succeeding with a new challenge and how it can be celebrated • To tell you why I think my body is amazing and can identify some ways to keep it safe and healthy • To recognise how being healthy helps me to feel happy • to understand that all feelings are okay • to recognise that different situations will affect people's emotions and this will move the zone they are in

History

Queen Elizabeth II



Children will learn:

- To know about Queen Elizabeth II and how she became Queen
- To explore clues around the UK that show her importance
- To show the timeline of Queen Elizabeth II life
- To know the importance of Queen Elizabeth II Platinum Jubilee in 2022
- To know the importance of the Royal Family across the world

Geography

North and South



Children will learn:

- To name and locate the four countries and capital cities of the UK
- To identify the characteristics and human features of London
- To identify the characteristics and physical features of London
- To identify the characteristics and human features of Edinburgh
- To identify the characteristics and physical features of Edinburgh

Art and Design

Sculpture

Barbara Hepworth 1903 - 1975



Franz West (1947-2012)



Children will learn:

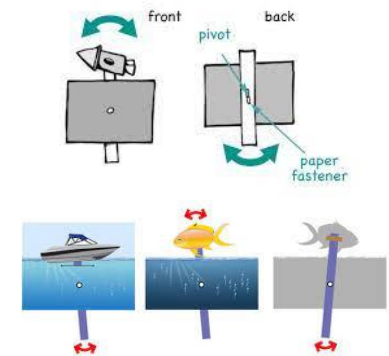
- To identify what medium an artist has used (sculpture).
- To describe what can be seen in an artist's work and say what they like about it
- To understand sculpture as a form of 3D form.
- To manipulate different materials by cutting, kneading, shaping, rolling and pressing materials (paper, dough, clay).
- To develop art techniques to make a sculpture
- To design and create a piece of work in response to an artist using key techniques
- To create a sculpture using key techniques

Design and Technology

Mechanisms


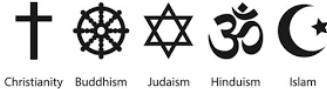


Sliders and Levers

Simple lever mechanisms



Children will learn:

- To investigate the workings of different levers and what they are used for
- To name the different parts of a slider and lever and know what their job is
- To design a product with levers and sliders using a design criteria
- To select from a range of tools and understand health and safety rules
- To share ideas using models and mock ups with card and paper
- Evaluate ideas and make changes to improve their design

Physical Education	Religious Education	Music	Computing
<p data-bbox="219 102 506 129"><u>Yoga and Fundamentals</u></p>  <p data-bbox="91 496 315 523"><u>Children will learn:</u></p> <ul data-bbox="91 533 607 1353" style="list-style-type: none"> To explore yoga and mindfulness. To be able to copy and remember poses. To develop flexibility when holding poses. To develop balance whilst holding poses. To create yoga poses using a hoop. To create a yoga flow with a partner. To explore balance, stability and landing safely. To explore how the body moves differently when running at different speeds. To explore changing direction and dodging. To explore jumping, hopping and skipping actions. To explore co-ordination and combination jumps. To explore combination jumping and skipping in an individual rope. To begin develop the ball skills of dribbling and different pass types that are used to play basketball and tag rugby. To begin participate in team games, developing simple tactics for attacking and defending. 	<p data-bbox="680 102 1111 129"><u>The importance of home and family</u></p>  <p data-bbox="658 496 882 523"><u>Children will learn:</u></p> <ul data-bbox="658 533 1133 1187" style="list-style-type: none"> • That home and family are important to people • What some Christian homes and families are like • What Jewish homes and families are like • That our own homes and families might be similar or different • What we can do to look after animals and nature and why this is important • What the Bible says about Christian people caring for animals • What the Prophet Muhammad says about how people should treat animals • How we can look after animals and the world and why <p data-bbox="658 1230 869 1257"><u>Celebration Days:</u></p> <p data-bbox="658 1267 869 1331">Vaisakhi (Sikhism) Easter (Christian)</p>	<p data-bbox="1252 102 1547 129"><u>Charanga Music Scheme</u></p>  <p data-bbox="1160 491 1384 518"><u>Children will learn:</u></p> <ul data-bbox="1171 528 1637 1034" style="list-style-type: none"> • To describe the pulse or beat within a piece of music • To describe rhythm using the words long and short • To describe melodic patterns using high and low • To describe pitch in a piece of music • To be recall chants and sing a song in time to the beat • To describe how a piece of music makes me feel • To explore three notes C, D and E • To perform a learnt song using voices and 	<p data-bbox="1767 102 2076 129"><u>Digital Painting/Writing</u></p>  <p data-bbox="1666 411 1951 438"><u>Digital Painting/Writing</u></p> <p data-bbox="1666 448 1890 475"><u>Children will learn:</u></p> <ul data-bbox="1666 485 2175 1102" style="list-style-type: none"> • To describe what different freehand tools do • To use the shape tool and the line tools • To use a computer on my own to paint a picture • To identify that the look of text can be changed on a computer • To make careful choices when painting a digital picture/changing text • To explain why I chose the tools I used • To label objects and identify the label for a group of objects • To group objects in order to count them • To compare groups of objects and answer questions about groups of objects <p data-bbox="1666 1112 1771 1139"><u>E-Safety</u></p> <p data-bbox="1666 1149 1890 1176"><u>Children will learn:</u></p> <ul data-bbox="1666 1185 2141 1433" style="list-style-type: none"> • To explain why it is important to always ask a trusted adult • To recognise examples of personal information • To know how to get help from a trusted adult if we see content that upsets us online